




Article No.:	4010 0270	
Description:	Alteration of HP 336 to full capacity	
Date / Page:	12th September 2007 / 1 of 1	

## Alteration of HP 336 to full ink capacity


The ink cartridge HP 336 has a separating wall within the ink chamber (see Fig. 1a). After removing this separating wall by either cutting or breaking them out the full cartridge capacity can be utilised (see Fig. 1b). The ink supply of the HP 336 to the preceding nozzle chamber (filter area) is lower than for example with the HP 338 ink cartridge. This difference in height is bridged by a custom formed sponge (see Fig. 1c). Using this sponge the chamber will be completely filled. Samples are available on request.



1a) Cross-section of HP 336 with separating wall.



1b) Cross-section of cartridge after separating wall has been removed.



1c) Cross-section with inserted sponge.

## New product for ink cartridge HP336



Article No.: 4010 0270

Sponge for HP 336

All brands mentioned in this document are trademarks of their respective owners. Only mentioned to identify

ProduktInfoHP336\_Aug07\_gb/ 12.09.07/